

#### ● Features

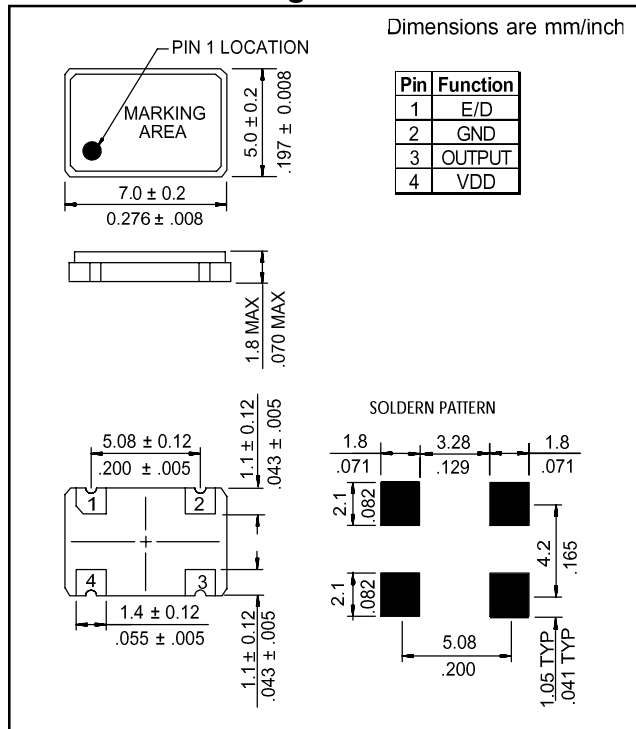
- Small profile of 5 x 7 x 1.8 mm
- Extremely low power consumption
- Standby function

#### ● Specifications

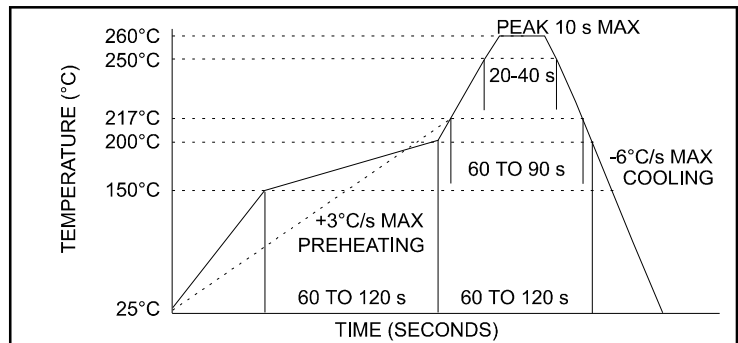
Parameter	CO43S		CO46S		
Frequency Range	1.00 to 33.00 MHz	33.01 to 50.00 MHz	50.01 to 70.00 MHz	70.01 to 156.250 MHz	
Overall Frequency Stability (See table)	±25 PPM, ±32 PPM, ±50 PPM, ±100 PPM				
Temperature Range	Standard	-20°C to +70°C			
	Extended	-40°C to +85°C			
	Storage	-50°C to +125°C			
Input	Voltage	+3.3V			
	Current	12mA	25mA	35mA	60mA
Output	Symmetry	Normal: 40% to 60% and Tight 45% to 55%			
	Standby	10µA Maximum			
	Voltage	Logic "0" Level	10% Vdd Maximum		
		Logic "1" Level	90% Vdd Minimum		
	Load	15pF to 50pF	15pF to 30pF	15pF	
Rise/Fall Time	4.0ns Maximum	3.0ns Maximum	2.5ns Maximum	2.0ns Maximum	
Enable/Disable Function	"1" High or Open: Oscillation with +2.2V Minimum "0" Low: No Oscillation (High Z) with +0.8V Minimum				
Start Up Time	10 ms Maximum				
Shock	100 g, 0.35 ms, 1/2 Sinewave with 3 shocks in 3 axes				

Overall stability options				
	Commercial Temp. Range	Industrial Temp. Range	Aging, in years	±10% Supply ±5%Load variation
±25 PPM	x		5	x
±32 PPM	x		10	x
±50 PPM	x	x	10 w/ commercial temp. 5 w/ industrial temp.	x
±100 PPM	x	x	10	x

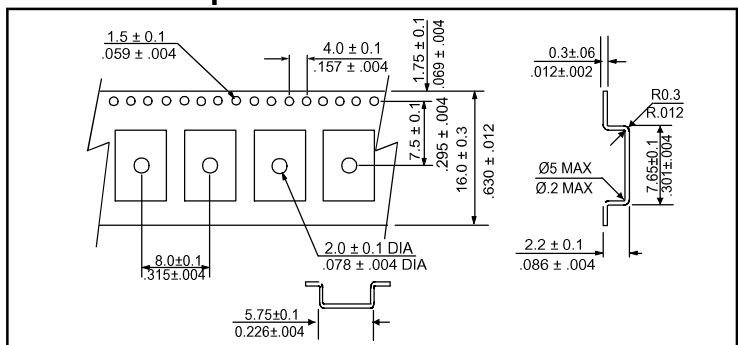
#### ● Outline Drawing



#### ● Reflow Solder Profile



#### ● Carrier Tape Dimensions



#### ● Part Numbering System

Series	Frequency Stability		Standby Suffix	Frequency	Extended Temperature		Symmetry		Output Load		Tape and Reel
	Code	Value			Code	Value	Code	Value	Code	Value	
CO43	025	±25 PPM	S	In MHz	EXT	-40°C to +85°C	T	Tight 45% to 55%	L30	30 pF	TR
	032	±32 PPM							L50	50 pF	
	05	±50 PPM									
	10	±100 PPM									

Example: CO4310S-32.000-T-TR